

Red Bull Ring
Clio Cup Series
Qualifying - 2

CLIO CUP

SERIES

Provisional Results

Clas	Nº	Driver	Nat	Team	Nat	Vehicle	Cat	Clas	Laps	Best	Time	Gap	Interval	Km/h
1	125	Jerzy Spinkiewicz(EU)	POL	UNIQ RACING	POL	Renault Clio Cup	C	1	9	8	1:49.460			142.0
2	12	Gabriele Torelli(ITA)	ITA	FARO RACING	ITA	Renault Clio Cup			9	8	1:49.558	0.098	0.098	141.8
3	2	Marc Guillot(EU/EE)	FRA	MILAN COMPETITION	FRA	Renault Clio Cup			11	7	1:49.691	0.231	0.133	141.7
4	15	David Pouget(EU)	FRA	GPA RACING	FRA	Renault Clio Cup			12	9	1:49.841	0.381	0.150	141.5
5	44	Felice Jelmini(ITA)	ITA	PMA MOTORSPORT	ITA	Renault Clio Cup			11	5	1:49.998	0.538	0.157	141.3
6	105	Alessandro Brigatti(EU)	ITA	PROGETTO E20 MOTORSPORT	ITA	Renault Clio Cup			9	3	1:50.020	0.560	0.022	141.2
7	211	Nikola Milijkovic(EU)	SRB	TEMPO RACING TEAM	SRB	Renault Clio Cup	C	2	12	9	1:50.063	0.603	0.043	141.2
8	9	Andreas Stucki(EE)	CHE	STUCKI MOTORSPORT	CHE	Renault Clio Cup			11	7	1:50.095	0.635	0.032	141.1
9	1	Nicolas Milan(EU)	FRA	MILAN COMPETITION	FRA	Renault Clio Cup			11	6	1:50.134	0.674	0.039	141.1
10	101	Tomas Pekar(EU/EE)	CZE	CARPEK SERVICE	CZE	Renault Clio Cup			10	7	1:50.174	0.714	0.040	141.0
11	5	Anthony Jurado(EU/EE)	FRA	MILAN COMPETITION	FRA	Renault Clio Cup			6	4	1:50.254	0.794	0.080	140.9
12	50	Juuso Panttila(EU/EE)	FIN	CARPEK SERVICE	CZE	Renault Clio Cup	C	3	11	7	1:50.369	0.909	0.115	140.8
13	116	Giacomo Trebbi(ITA)	ITA	MC MOTORTECNICA	ITA	Renault Clio Cup	C	4	12	9	1:50.424	0.964	0.055	140.7
14	133	Gabor Tim	HUN	GM SPORT	FRA	Renault Clio Cup			12	10	1:50.476	1.016	0.052	140.7
15	93	Nico Abella(EU)	ESP	CHEFO SPORT	ESP	Renault Clio Cup	C	5	10	6	1:50.663	1.203	0.187	140.4
16	103	William Mezzetti(EU/ITA)	ITA	PROGETTO E20 MOTORSPORT	ITA	Renault Clio Cup	C	6	9	7	1:50.678	1.218	0.015	140.4
17	58	Chen Han Lin (EU/EE)	TWN	UNIQ RACING	POL	Renault Clio Cup	C	7	10	7	1:50.679	1.219	0.001	140.4
18	6	Cosimo Papi(ITA)	ITA	SCUDERIA COSTA OVEST	ITA	Renault Clio Cup	C	8	11	9	1:50.835	1.375	0.156	140.2
19	82	Jacopo Giuseppe Cimenest(EU/ITA)	ITA	ESSECORSE	ITA	Renault Clio Cup	C	9	12	6	1:50.894	1.434	0.059	140.1
20	107	Cristian Ricciarini(EU/ITA)	ITA	ESSECORSE	ITA	Renault Clio Cup	C	10	10	5	1:50.960	1.500	0.066	140.0
21	21	Stephan Polderman(EU/EE)	NLD	CHEFO SPORT	ESP	Renault Clio Cup	GD	1	11	10	1:51.016	1.556	0.056	140.0
22	223	Sandro Soubek(ITA)	AUT	MAIR RACING OSTTIROL	AUT	Renault Clio Cup			12	9	1:51.024	1.564	0.008	140.0
23	99	Guillaume Maio(EU)	FRA	GM SPORT	FRA	Renault Clio Cup	C	11	12	8	1:51.035	1.575	0.011	139.9
24	4	Julien Baziret	FRA	VICTEAM	FRA	Renault Clio Cup	C	12	10	8	1:51.132	1.672	0.097	139.8
25	69	Quinto Stefana(EU/ITA)	ITA	MILAN COMPETITION	FRA	Renault Clio Cup	GD	2	11	9	1:51.142	1.682	0.010	139.8
26	51	Henrik Seibel(EE)	DEU	CARPEK SERVICE	CZE	Renault Clio Cup	C	13	11	6	1:51.205	1.745	0.063	139.7
27	43	Damiano Puccetti(ITA)	ITA	PMA MOTORSPORT	ITA	Renault Clio Cup	C	14	11	5	1:51.214	1.754	0.009	139.7
28	42	Mariano Alonso(EU)	ARG	GPA RACING	FRA	Renault Clio Cup	C	15	12	8	1:51.243	1.783	0.029	139.7
29	38	Alessio Alcidi(ITA)	ITA	TUDER MOTORSPORT	ITA	Renault Clio Cup	C	16	11	9	1:51.300	1.840	0.057	139.6
30	10	Giulio Bensi	ITA	PROGETTO E20 MOTORSPORT	ITA	Renault Clio Cup			11	8	1:51.335	1.875	0.035	139.6
31	55	René Steenmetz(EU/EE)	NLD	CHEFO SPORT	ESP	Renault Clio Cup	GD	3	11	5	1:51.352	1.892	0.017	139.6
32	155	Gianalberto Coldani(ITA)	ITA	MC MOTORTECNICA	ITA	Renault Clio Cup	C	17	11	10	1:51.579	2.119	0.227	139.3
33	73	Sandro Cutini(ITA)	ITA	PROTEAM RACE	ITA	Renault Clio Cup	C	18	11	7	1:51.653	2.193	0.074	139.2
34	27	Vittorio Zadotti(ITA)	ITA	SCUDERIA COSTA OVEST	ITA	Renault Clio Cup	GD	4	11	5	1:51.870	2.410	0.217	138.9
35	88	HORN(EU)	FRA	GPA RACING	FRA	Renault Clio Cup	GD	5	12	8	1:51.993	2.533	0.123	138.8
36	17	Daniele Pasquali(ITA)	ITA	TUDER MOTORSPORT	ITA	Renault Clio Cup	GD	6	11	4	1:53.757	4.297	1.764	136.6
37	177	Pietro Blumetti(ITA)	ITA	PMA MOTORSPORT	ITA	Renault Clio Cup	GD	7	11	7	1:54.517	5.057	0.760	135.7
38	62	Gabriel Alonso(EU)	ARG	GPA RACING	FRA	Renault Clio Cup	GD	8	9	7	1:54.530	5.070	0.013	135.7
39	333	Lorenzo Baroni	ITA	PRESS LEAGUE by OREGON TEAM	ITA	Renault Clio Cup			11	9	1:55.828	6.368	1.298	134.2
Max. qual. time: 110% = 2:00.406														
	53	DUE(ITA)	ITA	OREGON TEAM	ITA	Renault Clio Cup	GD	9	2	2	2:28.726	39.266	32.898	104.5

*** PENALTIES**

CARS #1- #5- #15- #17- #21- #27- #42- #43- #44- #51- #55- #58- #73- #93- #99- #101- #105- #107- #133- #211- #223 SOME LAP TIMES DELETED DUE TO TRACK LIMITS

Published at:.....

Track Temp: 15.0 °C Air Temp: 13.2 °C Humidity: 80 % Track Status: DRY

Stewards:

Race Director:

Timekeeper:

 Luis Angel Garcia Nufez
 JOB/I-0030-ESP





Red Bull Ring
Clio Cup Series
Qualifying - 2

CLIO CUP

SERIES

Provisional Results by Category

Clas	Nº	Driver	Nat	Team	Nat	Vehicle	Cat	Clas	Laps	Best	Time	Gap	Interval	Km/h
1	12	Gabriele Torelli(ITA)	ITA	FARO RACING	ITA	Renault Clio Cup			9	8	1:49.558			141.8
2	2	Marc Guillot(EU/EE)	FRA	MILAN COMPETITION	FRA	Renault Clio Cup			11	7	1:49.691	0.133	0.133	141.7
3	15	David Pouget(EU)	FRA	GPA RACING	FRA	Renault Clio Cup			12	9	1:49.841	0.283	0.150	141.5
4	44	Felice Jelmini(ITA)	ITA	PMA MOTORSPORT	ITA	Renault Clio Cup			11	5	1:49.998	0.440	0.157	141.3
5	105	Alessandro Brigatti(EU)	ITA	PROGETTO E20 MOTORSPORT	ITA	Renault Clio Cup			9	3	1:50.020	0.462	0.022	141.2
6	9	Andreas Stucki(EE)	CHE	STUCKI MOTORSPORT	CHE	Renault Clio Cup			11	7	1:50.095	0.537	0.075	141.1
7	1	Nicolas Milan(EU)	FRA	MILAN COMPETITION	FRA	Renault Clio Cup			11	6	1:50.134	0.576	0.039	141.1
8	101	Tomas Pekar(EU/EE)	CZE	CARPEK SERVICE	CZE	Renault Clio Cup			10	7	1:50.174	0.616	0.040	141.0
9	5	Anthony Jurado(EU/EE)	FRA	MILAN COMPETITION	FRA	Renault Clio Cup			6	4	1:50.254	0.696	0.080	140.9
10	133	Gabor Tim	HUN	GM SPORT	FRA	Renault Clio Cup			12	10	1:50.476	0.918	0.222	140.7
11	223	Sandro Soubek(ITA)	AUT	MAIR RACING OSTTIROL	AUT	Renault Clio Cup			12	9	1:51.024	1.466	0.548	140.0
12	10	Giulio Bensi	ITA	PROGETTO E20 MOTORSPORT	ITA	Renault Clio Cup			11	8	1:51.335	1.777	0.311	139.6
13	333	Lorenzo Baroni	ITA	PRESS LEAGUE by OREGON TEAM	ITA	Renault Clio Cup			11	9	1:55.828	6.270	4.493	134.2

C

1	125	Jerzy Spinkiewicz(EU)	POL	UNIQU RACING	POL	Renault Clio Cup	C	1	9	8	1:49.460			142.0
2	211	Nikola Miljkovic(EU)	SRB	TEMPO RACING TEAM	SRB	Renault Clio Cup	C	2	12	9	1:50.063	0.603	0.603	141.2
3	50	Juuso Panttila(EU/EE)	FIN	CARPEK SERVICE	CZE	Renault Clio Cup	C	3	11	7	1:50.369	0.909	0.306	140.8
4	116	Giacomo Trebbi(ITA)	ITA	MC MOTORTECNICA	ITA	Renault Clio Cup	C	4	12	9	1:50.424	0.964	0.055	140.7
5	93	Nico Abella(EU)	ESP	CHEFO SPORT	ESP	Renault Clio Cup	C	5	10	6	1:50.663	1.203	0.239	140.4
6	103	William Mezzetti(EU/ITA)	ITA	PROGETTO E20 MOTORSPORT	ITA	Renault Clio Cup	C	6	9	7	1:50.678	1.218	0.015	140.4
7	58	Chen Han Lin (EU/EE)	TWN	UNIQU RACING	POL	Renault Clio Cup	C	7	10	7	1:50.679	1.219	0.001	140.4
8	6	Cosimo Papi(ITA)	ITA	SCUDERIA COSTA OVEST	ITA	Renault Clio Cup	C	8	11	9	1:50.835	1.375	0.156	140.2
9	82	Jacopo Giuseppe Cimeses(EU/ITA)	ITA	ESSECORSE	ITA	Renault Clio Cup	C	9	12	6	1:50.894	1.434	0.059	140.1
10	107	Cristian Ricciarini(EU/ITA)	ITA	ESSECORSE	ITA	Renault Clio Cup	C	10	10	5	1:50.960	1.500	0.066	140.0
11	99	Guillaume Maio(EU)	FRA	GM SPORT	FRA	Renault Clio Cup	C	11	12	8	1:51.035	1.575	0.075	139.9
12	4	Julien Baziret	FRA	VICTEAM	FRA	Renault Clio Cup	C	12	10	8	1:51.132	1.672	0.097	139.8
13	51	Henrik Seibel(EE)	EST	CARPEK SERVICE	CZE	Renault Clio Cup	C	13	11	6	1:51.205	1.745	0.073	139.7
14	43	Damiano Puccetti(ITA)	ITA	PMA MOTORSPORT	ITA	Renault Clio Cup	C	14	11	5	1:51.214	1.754	0.009	139.7
15	42	Mariano Alonso(EU)	ARG	GPA RACING	FRA	Renault Clio Cup	C	15	12	8	1:51.243	1.783	0.029	139.7
16	38	Alessio Alcidi(ITA)	ITA	TUDER MOTORSPORT	ITA	Renault Clio Cup	C	16	11	9	1:51.300	1.840	0.057	139.6
17	155	Gianalberto Coldani(ITA)	ITA	MC MOTORTECNICA	ITA	Renault Clio Cup	C	17	11	10	1:51.579	2.119	0.279	139.3
18	73	Sandro Cutini(ITA)	ITA	PROTEAM RACE	ITA	Renault Clio Cup	C	18	11	7	1:51.653	2.193	0.074	139.2

GD

1	21	Stephan Polderman(EU/EE)	NLD	CHEFO SPORT	ESP	Renault Clio Cup	GD	1	11	10	1:51.016			140.0
2	69	Quinto Stefana(EU/ITA)	ITA	MILAN COMPETITION	FRA	Renault Clio Cup	GD	2	11	9	1:51.142	0.126	0.126	139.8
3	55	René Steenmetz(EU/EE)	NLD	CHEFO SPORT	ESP	Renault Clio Cup	GD	3	11	5	1:51.352	0.336	0.210	139.6
4	27	Vittorio Zadotti(ITA)	ITA	SCUDERIA COSTA OVEST	ITA	Renault Clio Cup	GD	4	11	5	1:51.870	0.854	0.518	138.9
5	88	HORN(EU)	FRA	GPA RACING	FRA	Renault Clio Cup	GD	5	12	8	1:51.993	0.977	0.123	138.8
6	17	Daniele Pasquali(ITA)	ITA	TUDER MOTORSPORT	ITA	Renault Clio Cup	GD	6	11	4	1:53.757	2.741	1.764	136.6
7	177	Pietro Blumetti(ITA)	ITA	PMA MOTORSPORT	ITA	Renault Clio Cup	GD	7	11	7	1:54.517	3.501	0.760	135.7
8	62	Gabriel Alonso(EU)	ARG	GPA RACING	FRA	Renault Clio Cup	GD	8	9	7	1:54.530	3.514	0.013	135.7
Max. qual. time: 110% = 2:00.406														
53	DUE(ITA)	ITA	OREGON TEAM	ITA	Renault Clio Cup	GD	9	2	2	2	2:28.726	37.710	34.196	104.5

*** PENALTIES**

CARS #1- #5- #15- #17- #21- #27- #42- #43- #44- #51- #55- #58- #73- #93- #99- #101- #105- #107- #133- #211- #223 SOME LAP TIMES DELETED DUE TO TRACK LIMITS

Published at:.....

Track Temp: 15.0 °C Air Temp: 13.2 °C Humidity: 80 % Track Status: DRY

Stewards:

Race Director:

Timekeeper:

Luis Angel Garcia Nufez
 JOB/I-0030-ESP





Red Bull Ring
Clio Cup Series
Qualifying - 2
Lap Analysis

CLIO CUP

SERIES

1 Nicolas Milan(EU) Renault Clio Cup **6** Cosimo Papi(ITA) Renault Clio Cup

MILAN COMPETITION C

SCUDERIA COSTA OVEST

Lap D	Time	Sector 1	Sector 2	Sector 3	T. Spd	Elapsed	Lap D	Time	Sector 1	Sector 2	Sector 3	T. Spd	Elapsed
1	9:54:55.139	9:53:09.166	1:07.725	38.248	114.0	9:54:55.139	1	9:54:30.331	9:52:51.112	1:01.789	37.430	116.2	9:54:30.331
2	2:05.528	29.665	55.309	40.554	171.1	9:57:00.667	2	1:56.639	29.108	51.383	36.148	179.1	9:56:26.970
3	1:52.111	28.149	49.974	33.988	183.3	9:58:52.778	3	1:53.182	28.372	50.775	34.035	183.9	9:58:20.152
4	1:51.123	28.351	49.001	33.771	180.6	10:00:43.901	4	1:50.928	27.916	49.321	33.691	182.1	10:00:11.080
5	1:53.368	27.897	50.048	35.423	180.9	10:02:37.269	5	1:52.835	28.080	49.498	35.257	181.5	10:02:03.915
6	1:50.134	27.935	48.660	33.539	180.9	10:04:27.403	6	1:50.932	27.785	49.079	34.068	183.0	10:03:54.847
7	1:50.533	27.929	48.830	33.774	180.3	10:06:17.936	7	1:52.933	27.909	49.455	35.569	183.6	10:05:47.780
8	1:55.759	28.147	53.555	34.057	179.1	10:08:13.695	8	1:53.685	27.977	52.106	33.602	182.1	10:07:41.465
9	1:50.210	27.800	48.676	33.734	185.5	10:10:03.905	9	1:50.835	27.828	49.349	33.658	181.5	10:09:32.300
10	1:58.660	30.024	54.012	34.624	154.9	10:12:02.565	10	1:57.867	27.855	52.200	37.812	181.8	10:11:30.167
11	2:56.344 P	41.931	1:09.520	1:04.893	98.3	10:14:58.909	11	2:04.261 P	27.899	50.092	46.270	182.1	10:13:34.428

2 Marc Guillot(EU/EE) Renault Clio Cup **9** Andreas Stucki(EE) Renault Clio Cup

MILAN COMPETITION

STUCKI MOTORSPORT

Lap D	Time	Sector 1	Sector 2	Sector 3	T. Spd	Elapsed	Lap D	Time	Sector 1	Sector 2	Sector 3	T. Spd	Elapsed
1	9:54:55.940	9:53:10.590	1:07.858	37.492	129.0	9:54:55.940	1	9:55:04.307	9:53:18.994	1:07.412	37.901	125.0	9:55:04.307
2	2:05.013	29.570	55.490	39.953	170.6	9:57:00.953	2	2:01.244	29.121	52.110	40.013	171.9	9:57:05.551
3	1:51.128	27.976	49.189	33.963	183.0	9:58:52.081	3	1:51.803	28.207	49.541	34.055	181.8	9:58:57.354
4	1:52.267	28.412	49.909	33.946	175.8	10:00:44.348	4	1:51.051	27.902	49.072	34.077	181.8	10:00:48.405
5	1:50.138	27.516	48.819	33.803	184.6	10:02:34.486	5	1:51.257	28.029	49.253	33.975	179.7	10:02:39.662
6	1:54.320	30.924	49.531	33.865	154.5	10:04:28.806	6	1:50.531	27.984	48.885	33.662	180.6	10:04:30.193
7	1:49.691	27.616	48.617	33.458	183.3	10:06:18.497	7	1:50.095	27.754	48.734	33.607	182.4	10:06:20.288
8	1:54.811	28.005	52.792	34.014	179.7	10:08:13.308	8	1:50.512	27.790	48.965	33.757	184.9	10:08:10.800
9	1:58.815	28.021	49.891	40.903	180.6	10:10:12.123	9	2:01.440	30.776	56.164	34.500	139.7	10:10:12.240
10	2:07.646	33.048	59.061	35.537	127.3	10:12:19.769	10	2:09.201	28.017		2:43.701	180.9	10:12:21.441
11	2:49.990 P	35.359	1:02.347	1:12.284	126.6	10:15:09.759	11	2:51.666 P	40.924	56.042	1:14.700	137.9	10:15:13.107

4 Julien Baziret Renault Clio Cup **10** Giulio Bensi Renault Clio Cup

C VICTEAM

PROGETTO E20 MOTORSPORT

Lap D	Time	Sector 1	Sector 2	Sector 3	T. Spd	Elapsed	Lap D	Time	Sector 1	Sector 2	Sector 3	T. Spd	Elapsed
1	9:56:37.285	9:54:44.352	58.962	53.971	91.1	9:56:37.285	1	9:56:31.209	9:54:30.769	1:10.266	50.174	115.5	9:56:31.209
2	1:53.586	28.481	50.446	34.659	178.2	9:58:30.871	2	1:55.544	28.979	51.564	35.001	178.2	9:58:26.753
3	1:52.547	28.228	50.134	34.185	180.0	10:00:23.418	3	1:53.481	28.455	50.663	34.363	177.3	10:00:20.234
4	1:51.482	28.109	49.595	33.778	180.0	10:02:14.900	4	1:58.741	28.331	50.097	40.313	178.2	10:02:18.975
5	2:17.103	28.164	1:01.263	47.676	180.3	10:04:32.003	5	1:52.001	28.156	49.749	34.096	180.6	10:04:10.976
6	1:51.158	28.060	49.326	33.772	180.3	10:06:23.161	6	1:51.578	27.880	49.757	33.941	181.8	10:06:02.554
7	1:52.339	27.943	50.193	34.203	180.9	10:08:15.500	7	1:51.526	27.977	49.591	33.958	180.0	10:07:54.080
8	1:51.132	28.071	49.203	33.858	181.5	10:10:06.632	8	1:51.335	27.882	49.566	33.887	180.3	10:09:45.415
9	1:58.156	27.836	54.514	35.806	182.1	10:12:04.788	9	1:51.546	27.994	49.406	34.146	180.0	10:11:36.961
10	2:59.932 P	41.418	1:09.502	1:09.012	88.6	10:15:04.720	10	1:53.325	28.122	49.431	35.772	180.9	10:13:30.286
11	3:04.499 P						11	3:04.499 P	37.074	1:00.020	1:27.405	121.0	10:16:34.785

5 Anthony Jurado(EU/EE) Renault Clio Cup **12** Gabriele Torelli(ITA) Renault Clio Cup

MILAN COMPETITION

FARO RACING

Lap D	Time	Sector 1	Sector 2	Sector 3	T. Spd	Elapsed	Lap D	Time	Sector 1	Sector 2	Sector 3	T. Spd	Elapsed
1	9:54:59.652	9:53:16.455	1:06.502	36.695	127.0	9:54:59.652	1	9:55:51.350	9:54:20.794	54.368	36.188	145.7	9:55:51.350
2	2:04.284	30.951	54.794	38.536	135.0	9:57:03.933	2	1:53.301	28.640	50.595	34.066	177.6	9:57:44.651
3	1:50.978	27.889	49.249	33.840	183.3	9:58:54.911	3	1:51.971	28.264	50.061	33.646	179.1	9:59:36.622
4	1:50.254	27.814	48.871	33.569	183.9	10:00:45.165	4	1:50.376	28.025	48.917	33.434	179.7	10:01:26.998
5	1:49.954	27.462	48.772	33.720	186.8	10:02:35.119	5	1:50.160	27.907	48.831	33.422	180.3	10:03:17.158
6	2:21.538 P	29.731	1:02.822	48.985	144.7	10:04:56.657	6	1:50.026	27.855	48.864	33.307	180.3	10:05:07.184
							7	1:58.914	33.704	51.119	34.091	88.0	10:07:06.098
							8	1:49.558	27.570	48.632	33.356	184.9	10:08:55.656
							9	1:59.688 P	27.762	48.839	43.087	181.5	10:10:55.344





Red Bull Ring
Clio Cup Series
Qualifying - 2
Lap Analysis

CLIO CUP

SERIES

15

David Pouget(EU)

Renault Clio Cup 27

Vittorio Zadotti(ITA)

Renault Clio Cup

GPA RACING GD

SCUDERIA COSTA OVEST

Lap	D	Time	Sector 1	Sector 2	Sector 3	T. Spd	Elapsed	Lap	D	Time	Sector 1	Sector 2	Sector 3	T. Spd	Elapsed
1		9:54:28.588	9:52:51.881	59.360	37.347	107.5	9:54:28.588	1		9:54:31.748	9:52:51.726	1:01.740	38.282	116.5	9:54:31.748
2		1:56.200	29.198	51.175	35.827	174.1	9:56:24.788	2		1:58.522	29.293	52.583	36.646	176.1	9:56:30.270
3		1:50.970	28.112	48.861	33.997	180.9	9:58:15.758	3		1:57.260	28.373	53.443	35.444	175.8	9:58:27.530
4		1:50.383	27.875	48.804	33.704	183.0	10:00:06.141	4		2:00.162	31.769	53.880	34.513	148.7	10:00:27.692
5		1:55.204	28.049	51.981	35.171	180.0	10:02:01.342	5		1:51.870	28.003	49.543	34.324	180.9	10:02:19.562
6		1:49.922	27.872	48.562	33.488	181.2	10:03:51.264	6		1:58.014	28.136	51.617	38.261	183.0	10:04:17.576
7		1:53.883	28.041	49.352	36.490	180.0	10:05:45.147	7		1:53.084	28.196	50.502	34.386	179.4	10:06:10.660
8		1:52.237	27.782	49.496	34.959	184.3	10:07:37.384	8		1:52.365	28.151	49.967	34.247	179.7	10:08:03.025
9		1:49.841	27.848	48.539	33.454	182.4	10:09:27.225	9		1:54.357	28.404	50.991	34.962	166.4	10:09:57.382
10		1:49.766	27.671	48.576	33.519	184.9	10:11:16.991	10		2:04.117	29.653	1:00.071	34.393	145.3	10:12:01.499
11		1:50.888	27.827	48.689	34.372	181.5	10:13:07.879	11		2:26.701 P	36.143	53.063	57.495	143.8	10:14:28.200
12		3:11.128 P	36.324	1:10.348	1:24.456	113.0	10:16:19.007								

17

Daniele Pasquali(ITA)

Renault Clio Cup

38 Alessio Alcidi(ITA)

Renault Clio Cup

GD TUDER MOTORSPORT

C TUDER MOTORSPORT

Lap	D	Time	Sector 1	Sector 2	Sector 3	T. Spd	Elapsed	Lap	D	Time	Sector 1	Sector 2	Sector 3	T. Spd	Elapsed
1		9:55:14.925	9:53:23.233	1:09.197	42.495	120.0	9:55:14.925	1		9:55:04.698	9:53:19.424	1:07.611	37.663	129.6	9:55:04.698
2		2:04.220	31.924	56.569	35.727	139.7	9:57:19.145	2		2:01.584	29.308	53.390	38.886	165.3	9:57:06.282
3		1:54.440	28.646	51.046	34.757	177.9	9:59:13.594	3		1:52.780	28.358	50.184	34.238	182.1	9:58:59.062
4		1:53.757	28.689	50.460	34.608	177.6	10:01:07.351	4		1:51.873	28.201	49.679	33.993	182.7	10:00:50.935
5		1:54.072	28.534	51.035	34.503	177.3	10:03:01.423	5		1:51.311	27.948	49.426	33.937	182.4	10:02:42.246
6		1:52.990	28.572	50.287	34.131	176.7	10:04:54.413	6		1:51.388	27.981	49.394	34.013	181.2	10:04:33.634
7		1:53.273	28.408	50.319	34.546	173.0	10:06:47.686	7		1:51.538	28.139	49.356	34.043	184.6	10:06:25.172
8		1:53.904	28.485	50.283	34.233	177.9	10:08:40.687	8		1:52.515	29.299	49.258	33.958	180.6	10:08:17.687
9		1:52.777	28.230	50.236	34.311	177.6	10:10:33.464	9		1:51.300	28.029	49.393	33.878	182.1	10:10:08.987
10		1:54.532	28.408	50.175	35.949	177.3	10:12:27.996	10		1:51.455	27.981	49.520	33.954	181.5	10:12:00.442
11		2:47.616 P	39.313	59.764	1:08.539	120.5	10:15:15.612	11		2:25.052 P	28.512	54.628	1:01.912	177.6	10:14:25.494

21

Stephan Polderman (EU/EE)

Renault Clio Cup

42 Mariano Alonso(EU)

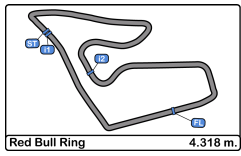
Renault Clio Cup

GD CHEFO SPORT

C GPA RACING

Lap	D	Time	Sector 1	Sector 2	Sector 3	T. Spd	Elapsed	Lap	D	Time	Sector 1	Sector 2	Sector 3	T. Spd	Elapsed
1		9:55:05.311	9:53:20.141	1:07.568	37.602	131.3	9:55:05.311	1		9:54:28.986	9:52:51.938	59.786	37.262	144.7	9:54:28.986
2		2:01.402	29.171	53.800	38.431	165.1	9:57:06.713	2		1:55.978	29.213	51.243	35.522	177.6	9:56:24.964
3		1:52.946	28.099	50.577	34.270	182.4	9:58:59.659	3		1:51.642	28.257	49.651	33.734	182.4	9:58:16.606
4		1:52.041	27.879	49.997	34.165	183.9	10:00:51.700	4		1:51.384	28.093	49.518	33.773	179.4	10:00:07.990
5		2:02.603	28.923	59.777	33.903	160.2	10:02:54.303	5		1:53.905	28.158	50.377	35.370	181.2	10:02:01.895
6		1:51.561	27.718	49.700	34.143	184.6	10:04:45.864	6		1:52.473	28.013	49.277	35.183	184.3	10:03:54.368
7		2:19.254	34.053	1:06.619	38.579	118.0	10:07:05.115	7		1:52.825	29.654	49.196	33.975	182.4	10:05:47.193
8		2:03.970	28.909	52.595	42.466	152.9	10:09:09.085	8		1:51.243	28.125	49.318	33.800	180.3	10:07:38.436
9		1:51.286	27.751	49.198	34.337	182.1	10:11:00.371	9		1:50.970	28.111	49.058	33.801	181.8	10:09:29.406
10		1:51.016	27.974	49.277	33.765	180.6	10:12:51.387	10		2:04.908	28.061	54.495	39.352	180.6	10:11:31.314
11		3:07.604 P	41.389	1:15.691	1:10.524	77.4	10:15:58.991	11		1:52.473	27.991	49.161	35.321	182.1	10:13:23.787
12								12		3:06.313 P	42.203	58.372	1:25.738	119.8	10:16:30.100





Red Bull Ring
Clio Cup Series
Qualifying - 2
Lap Analysis

CLIO CUP SERIES

43 Damiano Puccetti(ITA) Renault Clio Cup **51** Henrik Seibel(EE) Renault Clio Cup
 C PMA MOTORSPORT C CARPEK SERVICE

Lap	D	Time	Sector 1	Sector 2	Sector 3	T. Spd	Elapsed	Lap	D	Time	Sector 1	Sector 2	Sector 3	T. Spd	Elapsed
1		9:55:01.847	9:53:20.670	1:04.303	36.874	150.6	9:55:01.847	1		9:55:54.854	9:54:20.414	57.988	36.452	104.8	9:55:54.854
2		2:04.083	30.169	54.854	39.060	129.6	9:57:05.930	2		4:56.057	29.632	50.874	35.551	169.8	9:57:50.911
3		1:51.742	28.295	49.644	33.803	182.7	9:58:57.672	3		4:52.566	28.471	50.046	34.049	178.2	9:59:43.477
4		1:52.565	28.018	50.157	34.390	181.5	10:00:50.237	4		1:53.534	28.663	50.871	34.000	180.3	10:01:37.011
5		1:51.214	28.265	49.247	33.702	180.9	10:02:41.451	5		1:51.701	28.188	49.730	33.783	178.5	10:03:28.712
6		1:52.658	27.654	51.310	33.694	183.3	10:04:34.109	6		1:51.205	27.969	49.388	33.848	178.2	10:05:19.917
7		1:51.314	27.826	49.657	33.831	184.6	10:06:25.423	7		1:52.285	28.122	49.765	34.398	178.8	10:07:12.202
8		1:51.791	28.511	49.242	34.038	180.3	10:08:17.214	8		1:54.827	28.317	49.557	36.953	177.9	10:09:07.029
9		4:50.764	28.072	49.094	33.595	180.6	10:10:07.975	9		2:01.479	28.292	52.619	40.568	177.3	10:11:08.508
10		4:50.604	27.812	49.151	33.728	182.1	10:11:58.666	10		4:53.049	28.161	49.827	35.061	178.5	10:13:01.557
11		2:22.486 P	32.083	54.015	56.388	139.3	10:14:21.152	11		2:25.600 P	32.351	54.664	58.585	103.4	10:15:27.157

44 Felice Jelmini(ITA) Renault Clio Cup **53** DUE(ITA) Renault Clio Cup
 C PMA MOTORSPORT GD OREGON TEAM

Lap	D	Time	Sector 1	Sector 2	Sector 3	T. Spd	Elapsed	Lap	D	Time	Sector 1	Sector 2	Sector 3	T. Spd	Elapsed
1		9:55:00.141	9:53:18.608	1:04.825	36.708	160.4	9:55:00.141	1		9:54:32.919	9:52:52.573	1:01.277	39.069	110.8	9:54:32.919
2		2:04.022	30.830	54.873	38.319	125.7	9:57:04.163	2		2:28.726 P	30.806	1:00.375	57.545	174.4	9:57:01.645
3		1:51.192	27.895	49.408	33.889	185.2	9:58:55.355								
4		1:50.303	27.784	48.973	33.546	185.2	10:00:45.658								
5		1:49.998	27.604	48.823	33.571	184.6	10:02:35.656								
6		1:53.732	27.709	48.956	37.067	180.3	10:04:29.388								
7		4:50.364	27.783	48.858	33.723	183.9	10:06:19.752								
8		1:54.496	27.616	52.441	34.439	183.6	10:08:14.248								
9		4:50.324	27.494	48.943	33.887	186.8	10:10:04.572								
10		4:50.849	27.679	49.026	34.114	181.2	10:11:55.391								
11		2:27.456 P	36.332	53.569	57.255	133.8	10:14:22.547								

55 René Steenmetz(EU/EE) Renault Clio Cup
 GD CHEFO SPORT

Lap	D	Time	Sector 1	Sector 2	Sector 3	T. Spd	Elapsed	Lap	D	Time	Sector 1	Sector 2	Sector 3	T. Spd	Elapsed
1		9:54:56.879	9:53:17.400	1:01.521	37.958	129.4	9:54:56.879	1		9:54:56.879	9:53:17.400	1:01.521	37.958	129.4	9:54:56.879
2		2:05.371	29.976	55.118	40.277	169.2	9:57:02.250	2		2:05.371	29.976	55.118	40.277	169.2	9:57:02.250
3		1:54.154	28.258	51.693	34.203	180.0	9:58:56.404	3		1:54.154	28.258	51.693	34.203	180.0	9:58:56.404
4		1:52.400	28.191	50.070	34.139	179.1	10:00:48.804	4		1:52.400	28.191	50.070	34.139	179.1	10:00:48.804
5		1:51.352	28.058	49.316	33.978	181.2	10:02:40.156	5		1:51.352	28.058	49.316	33.978	181.2	10:02:40.156
6		1:57.383	28.022	53.003	36.358	182.1	10:04:37.539	6		1:57.383	28.022	53.003	36.358	182.1	10:04:37.539
7		2:06.401	28.178	51.111	47.112	178.8	10:06:43.940	7		2:06.401	28.178	51.111	47.112	178.8	10:06:43.940
8		2:12.788	33.222	1:02.479	37.087	133.3	10:08:56.728	8		2:12.788	33.222	1:02.479	37.087	133.3	10:08:56.728
9		1:52.165	28.096	49.311	34.758	178.8	10:10:48.893	9		1:52.165	28.096	49.311	34.758	178.8	10:10:48.893
10		1:52.230	28.395	49.401	34.434	175.0	10:12:41.123	10		1:52.230	28.395	49.401	34.434	175.0	10:12:41.123
11		2:41.356 P	41.579	1:00.081	59.696	95.2	10:15:22.479	11		2:41.356 P	41.579	1:00.081	59.696	95.2	10:15:22.479

58 Chen Han Lin (EU/EE) Renault Clio Cup
 C UNIQ RACING

Lap	D	Time	Sector 1	Sector 2	Sector 3	T. Spd	Elapsed	Lap	D	Time	Sector 1	Sector 2	Sector 3	T. Spd	Elapsed
1		9:56:28.567	9:54:40.269	1:00.217	48.081	104.3	9:56:28.567	1		9:56:28.567	9:54:40.269	1:00.217	48.081	104.3	9:56:28.567
2		1:54.238	28.674	50.768	34.796	168.2	9:58:22.805	2		1:54.238	28.674	50.768	34.796	168.2	9:58:22.805
3		1:52.818	28.304	50.145	34.369	184.9	10:00:15.623	3		1:52.818	28.304	50.145	34.369	184.9	10:00:15.623
4		1:51.346	28.013	49.519	33.814	181.8	10:02:06.969	4		1:51.346	28.013	49.519	33.814	181.8	10:02:06.969
5		4:54.044	27.818	49.424	33.799	180.6	10:03:58.010	5		4:54.044	27.818	49.424	33.799	180.6	10:03:58.010
6		1:57.716	28.034	54.505	35.177	183.0	10:05:55.726	6		1:57.716	28.034	54.505	35.177	183.0	10:05:55.726
7		1:50.679	27.815	49.234	33.630	184.6	10:07:46.405	7		1:50.679	27.815	49.234	33.630	184.6	10:07:46.405
8		4:50.750	27.809	49.162	33.779	184.3	10:09:37.155	8		4:50.750	27.809	49.162	33.779	184.3	10:09:37.155
9		1:55.062	27.819	50.469	36.774	184.6	10:11:32.217	9		1:55.062	27.819	50.469	36.774	184.6	10:11:32.217
10		2:11.011 P	29.498	49.368	52.145	179.4	10:13:43.228	10		2:11.011 P	29.498	49.368	52.145	179.4	10:13:43.228





Red Bull Ring
Clio Cup Series
Qualifying - 2
Lap Analysis

CLIO CUP SERIES

62	Gabriel Alonso(EU)	Renault Clio Cup	82	Jacopo Giuseppe Cimenes (EU/ITA)	Renault Clio Cup
GD		GPA RACING	C		ESSECORSE

Lap	D	Time	Sector 1	Sector 2	Sector 3	T. Spd	Elapsed	Lap	D	Time	Sector 1	Sector 2	Sector 3	T. Spd	Elapsed
1		9:55:16.097	9:53:26.861	1:06.773	42.463	143.8	9:55:16.097	1		9:54:48.628	9:52:58.166	1:02.955	47.507	158.3	9:54:48.628
2		2:05.345	32.838	55.830	36.677	160.2	9:57:21.442	2		1:53.753	28.781	50.267	34.705	178.2	9:56:42.381
3		1:55.632	28.881	51.147	35.604	179.1	9:59:17.074	3		1:51.561	28.137	49.287	34.137	181.5	9:58:33.942
4		1:55.664	28.869	50.947	35.848	178.2	10:01:12.738	4		1:53.105	27.952	50.225	34.928	182.7	10:00:27.047
5		1:55.079	28.876	50.883	35.320	177.0	10:03:07.817	5		1:51.360	28.034	49.257	34.069	182.4	10:02:18.407
6		1:54.867	29.073	50.602	35.192	176.7	10:05:02.684	6		1:50.894	27.968	49.163	33.763	181.5	10:04:09.301
7		1:54.530	28.888	50.452	35.190	177.0	10:06:57.214	7		1:51.046	27.881	49.149	34.016	183.0	10:06:00.347
8		1:55.130	28.969	50.894	35.267	176.1	10:08:52.344	8		1:52.323	28.180	49.830	34.313	159.0	10:07:52.670
9		1:57.457	29.056	50.610	37.791	176.1	10:10:49.801	9		1:54.494	27.960	49.231	34.000	181.5	10:09:43.861
10			28.687	50.568		178.8		10		1:51.306	28.017	49.203	34.086	180.0	10:11:35.167
								11		1:51.246	28.160	48.884	34.202	180.6	10:13:26.413
								12		2:59.040 P	37.053	57.130	1:24.857	137.9	10:16:25.453

69	Quinto Stefana(EU/ITA)	Renault Clio Cup	88	HORNE(U)	Renault Clio Cup
GD		MILAN COMPETITION	C		GPA RACING

Lap	D	Time	Sector 1	Sector 2	Sector 3	T. Spd	Elapsed	Lap	D	Time	Sector 1	Sector 2	Sector 3	T. Spd	Elapsed
1		9:55:01.528	9:53:17.186	1:06.924	37.418	124.2	9:55:01.528	1		9:54:30.155	9:52:52.558	59.614	37.983	134.6	9:54:30.155
2		2:03.469	29.884	54.916	38.669	127.5	9:57:04.997	2		1:57.833	29.435	52.078	36.320	159.2	9:56:27.988
3		1:53.715	28.392	50.842	34.481	179.1	9:58:58.712	3		1:54.667	28.635	50.527	35.505	180.0	9:58:22.655
4		1:53.395	28.199	51.004	34.192	181.8	10:00:52.107	4		1:53.612	28.351	50.907	34.354	183.9	10:00:16.267
5		2:02.804	28.521	1:00.468	33.815	160.4	10:02:54.911	5		1:52.644	28.560	49.778	34.306	179.7	10:02:08.911
6		1:51.290	27.752	49.401	34.137	184.6	10:04:46.201	6		2:01.470	28.327	50.927	42.216	179.1	10:04:10.381
7		2:19.246	28.586	1:10.572	40.088	159.0	10:07:05.447	7		1:58.551	28.406	55.285	34.860	178.8	10:06:08.932
8		2:06.401	28.266	54.093	44.042	149.3	10:09:11.848	8		1:51.993	28.317	49.472	34.204	180.0	10:08:00.925
9		1:51.142	27.986	49.099	34.057	184.3	10:11:02.990	9		1:52.140	28.223	49.680	34.237	180.0	10:09:53.065
10		2:07.103	29.451	1:01.590	36.062	175.8	10:13:10.093	10		2:05.200	29.564	1:00.741	34.895	161.4	10:11:58.265
11		3:11.308 P	34.865	1:10.426	1:26.017	101.6	10:16:21.401	11		2:12.577	31.421	57.090	44.066	139.3	10:14:10.842
								12		2:48.190 P	31.865	56.730	1:19.595	148.1	10:16:59.032

73	Sandro Cutini(ITA)	Renault Clio Cup	93	Nico Abella(EU)	Renault Clio Cup
C		PROTEAM RACE	C		CHEFO SPORT

Lap	D	Time	Sector 1	Sector 2	Sector 3	T. Spd	Elapsed	Lap	D	Time	Sector 1	Sector 2	Sector 3	T. Spd	Elapsed
1		9:54:39.559	9:52:50.175	1:06.103	43.281	109.4	9:54:39.559	1		9:54:57.554	9:53:16.683	1:02.460	38.411	154.5	9:54:57.554
2		2:04.724	35.497	54.286	34.941	103.0	9:56:44.283	2		2:03.795	28.741	55.253	39.801	177.9	9:57:01.349
3		1:53.389	28.256	50.123	35.010	180.9	9:58:37.672	3		1:52.011	28.080	49.975	33.956	181.8	9:58:53.360
4		1:52.766	28.303	49.911	34.552	180.3	10:00:30.438	4		1:51.173	28.257	49.095	33.821	182.4	10:00:44.533
5		2:08.772	31.946	1:02.087	34.739	121.7	10:02:39.210	5		1:52.959	27.951	49.942	35.066	174.1	10:02:37.492
6		1:54.124	29.239	50.033	34.849	180.6	10:04:33.331	6		1:50.663	27.985	48.982	33.696	182.7	10:04:28.155
7		1:51.653	28.106	49.566	33.981	182.4	10:06:24.984	7		1:54.697	27.942	50.135	33.620	163.3	10:06:19.852
8		1:51.999	27.998	49.587	34.414	182.1	10:08:16.983	8		1:55.134	27.847	49.123	38.164	183.9	10:08:14.986
9		1:53.443	29.048	49.689	34.376	168.7	10:10:10.096	9		1:50.240	27.868	48.925	33.417	181.8	10:10:05.196
10		1:54.461	27.994	51.027	35.440	183.3	10:12:04.557	10		2:44.133 P	27.879	49.909	1:26.345	180.9	10:12:49.329
11		2:56.772 P	40.892	1:09.176	1:06.704	95.2	10:15:01.329								





Red Bull Ring
Clio Cup Series
Qualifying - 2
Lap Analysis

CLIO CUP SERIES

99 Guillaume Maio(EU) Renault Clio Cup **107** Cristian Ricciarini(EU/ITA) Renault Clio Cup
 C GM SPORT C ESSECORSE

Lap D	Time	Sector 1	Sector 2	Sector 3	T. Spd	Elapsed	Lap D	Time	Sector 1	Sector 2	Sector 3	T. Spd	Elapsed
1	9:54:47.230	9:52:55.845	1:04.202	47.183	143.8	9:54:47.230	1	9:55:14.171	9:53:21.884	1:09.983	42.304	84.2	9:55:14.171
2	1:54.139	29.050	50.267	34.822	176.1	9:56:41.369	2	2:03.971	32.332	56.298	35.341	138.6	9:57:18.142
3	1:54.729	27.957	49.534	34.238	180.9	9:58:33.098	3	1:53.016	28.291	50.580	34.145	178.8	9:59:11.158
4	1:53.049	28.001	50.213	34.835	181.2	10:00:26.147	4	1:51.596	28.144	49.527	33.925	178.8	10:01:02.754
5	1:51.383	28.095	49.150	34.138	181.8	10:02:17.530	5	1:50.960	27.925	49.221	33.814	179.4	10:02:53.714
6	1:51.195	27.985	49.189	34.021	179.7	10:04:08.725	6	2:13.483 P	28.137	54.483	50.863	181.5	10:05:07.197
7	1:51.805	28.017	49.891	33.897	179.1	10:06:00.530	7	1:50.473	2:34.291	55.361	34.521	170.8	10:09:11.370
8	1:51.035	27.924	49.211	33.900	181.2	10:07:51.565	8	1:50.482	27.898	48.978	33.606	180.6	10:11:01.852
9	1:51.140	27.887	49.370	33.883	179.1	10:09:42.705	9	1:50.482	27.932	49.019	33.531	181.2	10:12:52.334
10	1:55.428	31.339	50.074	34.015	161.9	10:11:38.133	10	3:14.995 P	41.704	1:18.584	1:14.707	82.9	10:16:07.329
11	1:52.518	27.843	49.389	35.286	181.5	10:13:30.651	116 Giacomo Trebbi(ITA) Renault Clio Cup						
12	3:09.649 P	41.090	58.973	1:29.586	97.2	10:16:40.300	C MC MOTORTECNICA						

101 Tomas Pekar(EU/EE) Renault Clio Cup
 CARPEK SERVICE

Lap D	Time	Sector 1	Sector 2	Sector 3	T. Spd	Elapsed	Lap D	Time	Sector 1	Sector 2	Sector 3	T. Spd	Elapsed
1	9:55:54.463	9:54:19.779	57.632	37.052	113.5	9:55:54.463	1	9:54:29.297	9:52:52.260	1:00.053	36.984	108.6	9:54:29.297
2	1:55.583	29.685	50.626	35.272	172.5	9:57:50.046	2	1:57.056	29.286	51.680	36.090	176.4	9:56:26.353
3	1:51.139	28.006	49.364	33.769	179.4	9:59:41.185	3	1:52.236	28.093	49.984	34.159	183.6	9:58:18.589
4	1:51.629	28.102	49.862	33.665	179.7	10:01:32.814	4	1:51.502	28.203	49.496	33.803	180.3	10:00:10.091
5	1:50.716	27.952	49.095	33.669	180.0	10:03:23.530	5	1:53.440	28.030	49.698	35.712	182.4	10:02:03.531
6	1:50.420	27.823	48.964	33.633	180.0	10:05:13.950	6	1:51.081	27.664	49.341	34.076	183.9	10:03:54.612
7	1:50.174	27.897	48.703	33.574	180.0	10:07:04.124	7	1:55.426	27.938	49.443	38.045	180.9	10:05:50.038
8	1:58.930 P	28.023	49.298	41.609	179.4	10:09:03.054	8	1:50.710	27.714	49.436	33.560	183.3	10:07:40.748
9	3:16.059	1:52.980	49.405	33.674	175.8	10:12:19.113	9	1:50.424	27.643	49.125	33.656	183.0	10:09:31.172
10	2:48.309 P	34.796	1:02.881	1:10.632	134.1	10:15:07.422	10	1:52.557	27.779	50.159	34.619	182.1	10:11:23.729
							11	1:51.193	28.056	49.148	33.989	180.0	10:13:14.922
							12	3:08.981 P	31.738	1:09.877	1:27.366	127.9	10:16:23.903

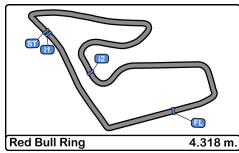
103 William Mezzetti(EU/ITA) Renault Clio Cup **125** Jerzy Spinkiewicz(EU) Renault Clio Cup
 C PROGETTO E20 MOTORSPORT C UNIQ RACING

Lap D	Time	Sector 1	Sector 2	Sector 3	T. Spd	Elapsed	Lap D	Time	Sector 1	Sector 2	Sector 3	T. Spd	Elapsed
1	9:56:26.843	9:54:32.551	1:07.608	46.684	103.2	9:56:26.843	1	9:56:26.210	9:54:39.576	1:00.016	46.618	111.1	9:56:26.210
2	1:54.485	28.892	50.929	34.664	180.3	9:58:21.328	2	1:53.721	28.934	50.601	34.186	182.1	9:58:19.931
3	1:52.833	28.649	50.071	34.113	177.6	10:00:14.161	3	1:50.449	27.803	48.925	33.721	181.8	10:00:10.380
4	1:53.131	29.890	49.497	33.744	169.2	10:02:07.292	4	1:52.614	27.823	48.888	35.903	184.3	10:02:02.994
5	1:51.047	27.938	49.264	33.845	180.3	10:03:58.339	5	1:53.574	27.509	51.559	34.506	184.3	10:03:56.568
6	1:56.874	27.989	55.053	33.832	181.5	10:05:55.213	6	1:57.960	29.311	55.122	33.527	161.9	10:05:54.528
7	1:50.678	27.985	48.904	33.789	179.7	10:07:45.891	7	1:50.879	27.723	49.540	33.616	180.6	10:07:45.407
8	1:50.836	27.972	49.037	33.827	180.3	10:09:36.727	8	1:49.460	27.733	48.492	33.235	180.9	10:09:34.867
9	2:10.262 P	28.171	51.040	51.051	179.7	10:11:46.989	9	2:09.737 P	27.614	51.463	50.660	181.8	10:11:44.604

105 Alessandro Brigatti(EU) Renault Clio Cup **133** Gabor Tim Renault Clio Cup
 PROGETTO E20 MOTORSPORT GM SPORT

Lap D	Time	Sector 1	Sector 2	Sector 3	T. Spd	Elapsed	Lap D	Time	Sector 1	Sector 2	Sector 3	T. Spd	Elapsed
1	9:56:26.041	9:54:31.593	1:08.280	46.168	110.2	9:56:26.041	1	9:54:45.883	9:52:54.862	1:04.406	46.615	151.4	9:54:45.883
2	1:51.108	28.081	49.370	33.657	182.4	9:58:17.149	2	1:54.541	28.458	51.454	34.629	177.6	9:56:40.424
3	1:50.020	27.537	48.909	33.574	182.4	10:00:07.169	3	1:52.141	28.290	49.870	33.981	179.1	9:58:32.565
4	1:55.270	27.661	50.236	37.373	184.6	10:02:02.439	4	1:53.205	27.913	50.610	34.682	180.9	10:00:25.770
5	1:52.377	27.553	48.991	35.833	184.6	10:03:54.816	5	1:50.405	28.037	50.949	40.419	179.7	10:02:25.175
6	1:54.443	28.530	49.124	36.789	183.3	10:05:49.259	6	1:51.344	27.968	49.479	33.897	178.8	10:04:16.519
7	1:50.024	27.693	48.890	33.441	182.1	10:07:39.283	7	1:51.253	28.012	49.151	34.090	178.8	10:06:07.772
8	1:50.778	28.030	53.166	37.582	180.6	10:09:38.061	8	1:50.833	27.904	48.933	33.996	179.7	10:07:58.605
9	2:07.742 P	27.470	50.098	50.144	183.9	10:11:45.773	9	1:50.562	27.831	48.993	33.738	179.7	10:09:49.167
							10	1:50.476	27.870	49.048	33.558	180.0	10:11:39.643
							11	1:53.109	27.869	49.134	36.106	180.9	10:13:32.752
							12	3:12.831 P	40.296	1:07.915	1:24.620	91.0	10:16:45.583





Red Bull Ring
Clio Cup Series
Qualifying - 2
Lap Analysis

CLIO CUP

SERIES

155 Gianalberto Coldani(ITA) Renault Clio Cup **223** Sandro Soubek(ITA) Renault Clio Cup
 C MC MOTORTECNICA MAIR RACING OSTTIROL

Lap	D	Time	Sector 1	Sector 2	Sector 3	T. Spd	Elapsed	Lap	D	Time	Sector 1	Sector 2	Sector 3	T. Spd	Elapsed
1		9:54:30.850	9:52:53.120	1:00.244	37.486	136.5	9:54:30.850	1		9:54:19.703	9:52:38.987	1:00.020	40.696	146.3	9:54:19.703
2		1:58.190	29.039	52.999	36.152	178.5	9:56:29.040	2		2:01.890	32.525	52.889	36.476	153.6	9:56:21.593
3		1:53.278	28.296	50.186	34.796	183.9	9:58:22.318	3		1:52.869	28.298	50.490	34.081	177.9	9:58:14.462
4		1:53.150	28.273	50.065	34.812	182.4	10:00:15.468	4		1:52.148	28.200	50.218	33.730	177.9	10:00:06.610
5		1:58.189	28.119	54.535	35.535	183.3	10:02:13.657	5		1:51.809	28.034	49.844	33.931	181.8	10:01:58.419
6		1:51.709	28.231	49.465	34.013	179.4	10:04:05.366	6		1:53.454	28.432	49.183	35.839	177.9	10:03:51.873
7		2:04.596 P	27.961	49.125	47.510	179.7	10:06:09.962	7		1:52.259	27.807	49.490	34.962	182.4	10:05:44.132
8		3:02.527	1:31.991	51.181	39.355	170.6	10:09:12.489	8		1:51.106	28.419	48.981	33.706	178.2	10:07:35.238
9		1:58.004	27.993	54.833	35.178	184.9	10:11:10.493	9		1:51.024	28.057	49.174	33.793	179.4	10:09:26.262
10		1:51.579	28.108	49.376	34.095	180.9	10:13:02.072	10		2:03.653	28.329		2:37.446	179.1	10:11:29.915
11		3:09.371 P	34.912	1:16.274	1:18.185	120.0	10:16:11.443	11		1:52.736	28.136	49.176	35.424	178.8	10:13:22.651
								12		3:09.615 P	40.467	1:02.609	1:26.539	120.9	10:16:32.266

177 Pietro Blumetti(ITA) Renault Clio Cup **333** Lorenzo Baroni Renault Clio Cup
 GD PMA MOTORSPORT PRESS LEAGUE by OREGON

Lap	D	Time	Sector 1	Sector 2	Sector 3	T. Spd	Elapsed	Lap	D	Time	Sector 1	Sector 2	Sector 3	T. Spd	Elapsed
1		9:55:15.631	9:53:25.662	1:07.565	42.404	128.5	9:55:15.631	1	1	9:54:51.165	9:52:56.191	1:08.296	46.678	124.5	9:54:51.165
2		2:04.981	32.615	56.092	36.274	164.6	9:57:20.612	2	1	2:03.036	30.606	54.991	37.439	148.7	9:56:54.201
3		1:54.828	28.964	50.902	34.962	177.9	9:59:15.440	3	1	1:57.424	29.577	51.644	36.203	171.9	9:58:51.625
4		2:00.794	28.796	55.815	36.183	177.9	10:01:16.234	4	1	1:58.668	29.769	52.188	36.711	161.4	10:00:50.293
5		2:06.424	31.725	57.210	37.489	129.6	10:03:22.658	5	1	2:00.085	30.631	53.587	35.867	150.0	10:02:50.378
6		1:58.931	29.815	52.208	36.908	179.1	10:05:21.589	6	1	1:57.143	29.256	50.970	36.917	175.0	10:04:47.521
7		1:54.517	29.092	50.231	35.194	177.9	10:07:16.106	7	1	1:56.341	29.470	51.185	35.686	175.8	10:06:43.862
8		1:54.852	28.800	50.961	35.091	178.2	10:09:10.958	8	1	1:55.910	29.367	50.777	35.766	174.7	10:08:39.772
9		2:24.322	28.502	1:17.902	37.918	178.5	10:11:35.280	9	1	1:55.828	29.155	51.261	35.412	150.8	10:10:35.600
10		1:54.737	28.938	50.006	35.793	180.6	10:13:30.017	10	1	1:58.439	29.332	50.891	38.216	175.8	10:12:34.039
11		3:03.570 P	36.490	59.993	1:27.087	122.8	10:16:33.587	11	1	2:46.357 P		3:12.818	1:02.646		10:15:20.396

211 Nikola Mijlkovic(EU) Renault Clio Cup
 C TEMPO RACING TEAM

Lap	D	Time	Sector 1	Sector 2	Sector 3	T. Spd	Elapsed
1		9:54:16.190	9:52:38.519	56.347	41.324	153.1	9:54:16.190
2		1:53.915	28.481	51.237	34.197	178.5	9:56:10.105
3		1:53.343	28.225	50.644	34.444	178.2	9:58:03.418
4		1:51.664	28.176	49.541	33.947	179.1	9:59:55.082
5		1:51.125	28.041	49.218	33.866	179.1	10:01:46.207
6		1:51.064	28.009	49.170	33.885	179.1	10:03:37.271
7		1:50.779	27.964	49.016	33.799	179.4	10:05:28.050
8		1:50.332	27.877	48.920	33.535	180.6	10:07:18.382
9		1:50.063	27.638	48.700	33.725	182.7	10:09:08.445
10		1:50.737	27.810	49.129	33.798	181.8	10:10:59.182
11		1:50.884	27.888	49.087	33.909	180.0	10:12:50.066
12		3:03.718 P	41.730	1:15.531	1:06.457	83.1	10:15:53.784





Red Bull Ring
Clio Cup Series
Qualifying - 2

CLIO CUP

SERIES

Best Sectors Results

Sector - 1			Sector - 2			Sector - 3			Ideal Lap vs Best Lap						
Clas	Nº	Driver	Time	Nº	Driver	Time	Nº	Driver	Time	Clas	Nº	Driver	Ideal Lap	Best Lap	Clas
1	5	Anthony Jurado(EU/EE)	27.462	125	Jerzy Spinkiewicz(EU)	48.492	125	Jerzy Spinkiewicz(EU)	33.235	1	125	Jerzy Spinkiewicz(EU)	1:49.236	1:49.460	1
2	10	Alessandro Brigatti(EU)	27.470	15	David Pouget(EU)	48.539	12	Gabriele Torelli(ITA)	33.307	2	12	Gabriele Torelli(ITA)	1:49.509	1:49.558	2
3	44	Felice Jelmini(ITA)	27.494	2	Marc Guillot(EU/EE)	48.617	93	Nico Abella(EU)	33.417	3	2	Marc Guillot(EU/EE)	1:49.591	1:49.691	3
4	12	Jerzy Spinkiewicz(EU)	27.509	12	Gabriele Torelli(ITA)	48.632	105	Alessandro Brigatti(EU)	33.441	4	15	David Pouget(EU)	1:49.664	1:49.841	4
5	2	Marc Guillot(EU/EE)	27.516	1	Nicolas Milan(EU)	48.660	15	David Pouget(EU)	33.454	5	105	Alessandro Brigatti(EU)	1:49.801	1:50.020	6
6	12	Gabriele Torelli(ITA)	27.570	211	Nikola Miljkovic(EU)	48.700	2	Marc Guillot(EU/EE)	33.458	6	5	Anthony Jurado(EU/EE)	1:49.803	1:50.254	11
7	21	Nikola Miljkovic(EU)	27.638	101	Tomas Pekar(EU/EE)	48.703	107	Cristian Ricciarini(EU/ITA)	33.531	7	44	Felice Jelmini(ITA)	1:49.863	1:49.998	5
8	11	Giacomo Trebbi(ITA)	27.643	9	Andreas Stucki(EE)	48.734	211	Nikola Miljkovic(EU)	33.535	8	211	Nikola Miljkovic(EU)	1:49.873	1:50.063	7
9	43	Damiano Puccetti(ITA)	27.654	5	Anthony Jurado(EU/EE)	48.772	1	Nicolas Milan(EU)	33.539	9	1	Nicolas Milan(EU)	1:49.999	1:50.134	9
10	15	David Pouget(EU)	27.671	44	Felice Jelmini(ITA)	48.823	44	Felice Jelmini(ITA)	33.546	10	9	Andreas Stucki(EE)	1:50.095	1:50.095	8
11	21	Stephan Polderman(EU/EE)	27.718	82	Jacopo Giuseppe Cimenesi(EU/ITA)	48.884	133	Gabor Tim	33.558	11	101	Tomas Pekar(EU/EE)	1:50.100	1:50.174	10
12	50	Juuso Panttila(EU/EE)	27.736	105	Alessandro Brigatti(EU)	48.890	116	Giacomo Trebbi(ITA)	33.560	12	93	Nico Abella(EU)	1:50.189	1:50.663	15
13	69	Quinto Stefana(EU/ITA)	27.752	103	William Mezzetti(EU/ITA)	48.904	50	Juuso Panttila(EU/EE)	33.565	13	50	Juuso Panttila(EU/EE)	1:50.237	1:50.369	12
14	9	Andreas Stucki(EE)	27.754	93	Nico Abella(EU)	48.925	5	Anthony Jurado(EU/EE)	33.569	14	133	Gabor Tim	1:50.322	1:50.476	14
15	6	Cosimo Papi(ITA)	27.785	133	Gabor Tim	48.933	101	Tomas Pekar(EU/EE)	33.574	15	116	Giacomo Trebbi(ITA)	1:50.328	1:50.424	13
16	1	Nicolas Milan(EU)	27.800	50	Juuso Panttila(EU/EE)	48.936	43	Damiano Puccetti(ITA)	33.595	16	43	Damiano Puccetti(ITA)	1:50.343	1:51.214	27
17	22	Sandro Soubek(ITA)	27.807	107	Cristian Ricciarini(EU/ITA)	48.978	6	Cosimo Papi(ITA)	33.602	17	107	Cristian Ricciarini(EU/ITA)	1:50.407	1:50.960	20
18	58	Chen Han Lin (EU/EE)	27.809	223	Sandro Soubek(ITA)	48.981	9	Andreas Stucki(EE)	33.607	18	6	Cosimo Papi(ITA)	1:50.466	1:50.835	18
19	10	Tomas Pekar(EU/EE)	27.823	42	Mariano Alonso(EU)	49.058	58	Chen Han Lin (EU/EE)	33.630	19	223	Sandro Soubek(ITA)	1:50.494	1:51.024	22
20	13	Gabor Tim	27.831	6	Cosimo Papi(ITA)	49.079	223	Sandro Soubek(ITA)	33.706	20	82	Jacopo Giuseppe Cimenesi(EU/ITA)	1:50.528	1:50.894	19
21	4	Julien Baziret	27.836	43	Damiano Puccetti(ITA)	49.094	42	Mariano Alonso(EU)	33.734	21	103	William Mezzetti(EU/ITA)	1:50.586	1:50.678	16
22	99	Guillaume Maio(EU)	27.843	69	Quinto Stefana(EU/ITA)	49.099	103	William Mezzetti(EU/ITA)	33.744	22	58	Chen Han Lin (EU/EE)	1:50.601	1:50.679	17
23	93	Nico Abella(EU)	27.847	116	Giacomo Trebbi(ITA)	49.125	82	Jacopo Giuseppe Cimenesi(EU/ITA)	33.763	23	69	Quinto Stefana(EU/ITA)	1:50.666	1:51.142	25
24	10	Giulio Bensi	27.880	155	Gianalberto Coldani(ITA)	49.125	21	Stephan Polderman(EU/EE)	33.765	24	21	Stephan Polderman(EU/EE)	1:50.681	1:51.016	21
25	82	Jacopo Giuseppe Cimenesi(EU/ITA)	27.881	99	Guillaume Maio(EU)	49.150	4	Julien Baziret	33.772	25	42	Mariano Alonso(EU)	1:50.783	1:51.243	28
26	10	Cristian Ricciarini(EU/ITA)	27.898	58	Chen Han Lin (EU/EE)	49.162	51	Henrik Seibel(EE)	33.783	26	4	Julien Baziret	1:50.811	1:51.132	24
27	10	William Mezzetti(EU/ITA)	27.938	21	Stephan Polderman(EU/EE)	49.198	69	Quinto Stefana(EU/ITA)	33.815	27	99	Guillaume Maio(EU)	1:50.876	1:51.035	23
28	38	Alessio Alcidi(ITA)	27.948	4	Julien Baziret	49.203	38	Alessio Alcidi(ITA)	33.878	28	38	Alessio Alcidi(ITA)	1:51.084	1:51.300	29
29	15	Gianalberto Coldani(ITA)	27.961	38	Alessio Alcidi(ITA)	49.258	99	Guillaume Maio(EU)	33.883	29	155	Gianalberto Coldani(ITA)	1:51.099	1:51.579	32
30	51	Henrik Seibel(EE)	27.969	55	René Steenmetz(EU/EE)	49.311	10	Giulio Bensi	33.887	30	51	Henrik Seibel(EE)	1:51.140	1:51.205	26
31	42	Mariano Alonso(EU)	27.991	51	Henrik Seibel(EE)	49.388	55	René Steenmetz(EU/EE)	33.978	31	10	Giulio Bensi	1:51.173	1:51.335	30
32	73	Sandro Cutini(ITA)	27.994	10	Giulio Bensi	49.406	73	Sandro Cutini(ITA)	33.981	32	55	René Steenmetz(EU/EE)	1:51.311	1:51.352	31
33	27	Vittorio Zadotti(ITA)	28.003	88	HORN(EU)	49.472	155	Gianalberto Coldani(ITA)	34.013	33	73	Sandro Cutini(ITA)	1:51.541	1:51.653	33
34	55	René Steenmetz(EU/EE)	28.022	27	Vittorio Zadotti(ITA)	49.543	17	Daniele Pasquali(ITA)	34.131	34	27	Vittorio Zadotti(ITA)	1:51.793	1:51.870	34
35	88	HORN(EU)	28.223	73	Sandro Cutini(ITA)	49.566	88	HORN(EU)	34.204	35	88	HORN(EU)	1:51.899	1:51.993	35
36	17	Daniele Pasquali(ITA)	28.230	177	Pietro Blumetti(ITA)	50.006	27	Vittorio Zadotti(ITA)	34.247	36	17	Daniele Pasquali(ITA)	1:52.536	1:53.757	36
37	17	Pietro Blumetti(ITA)	28.502	17	Daniele Pasquali(ITA)	50.175	177	Pietro Blumetti(ITA)	34.962	37	177	Pietro Blumetti(ITA)	1:53.470	1:54.517	37
38	62	Gabriel Alonso(EU)	28.687	62	Gabriel Alonso(EU)	50.452	62	Gabriel Alonso(EU)	35.190	38	62	Gabriel Alonso(EU)	1:54.329	1:54.530	38
39	33	Giovanni Mancini	29.155	333	Giovanni Mancini	50.777	333	Giovanni Mancini	35.412	39	333	Giovanni Mancini	1:55.344	1:55.828	39
40	53	DUE(ITA)	30.806	53	DUE(ITA)	1:00.375	53	DUE(ITA)	39.069	40	53	DUE(ITA)	2:10.250	2:28.726	40





Red Bull Ring
Clio Cup Series
Qualifying - 2
Best 5 Lap Times

CLIO CUP

SERIES

Cls	N°	Driver	Nat	Team	Nat	Vehicle	Cat	Cls	Best 1		Best 2		Best 3		Best 4		Best 5	
									Time	Lap	Time	Lap	Time	Lap	Time	Lap	Time	Lap
1	125	Jerzy Spinkiewicz(EU)	POL	UNIQ RACING	POL	Renault Clio Cup	C	1	1:49.460	8	1:50.449	3	1:50.879	7	1:52.614	4	1:53.574	5
2	12	Gabriele Torelli(ITA)	ITA	FARO RACING	ITA	Renault Clio Cup			1:49.558	8	1:50.026	6	1:50.160	5	1:50.376	4	1:51.971	3
3	2	Marc Guillot(EU/EE)	FRA	MILAN COMPETITION	FRA	Renault Clio Cup			1:49.691	7	1:50.138	5	1:51.128	3	1:52.267	4	1:54.320	6
4	15	David Pouget(EU)	FRA	GPA RACING	FRA	Renault Clio Cup			1:49.841	9	1:49.922	6	1:50.888	11	1:52.237	8	1:53.883	7
5	44	Felice Jelmini(ITA)	ITA	PMA MOTORSPORT	ITA	Renault Clio Cup			1:49.998	5	1:50.303	4	1:51.192	3	1:53.732	6	1:54.496	8
6	105	Alessandro Brigatti(EU)	ITA	PROGETTO E20 MOTORSPORT	ITA	Renault Clio Cup			1:50.020	3	1:50.024	7	1:51.108	2	1:52.377	5	1:54.443	6
7	211	Nikola Miljkovic(EU)	SRB	TEMPO RACING TEAM	SRB	Renault Clio Cup	C	2	1:50.063	9	1:50.332	8	1:50.737	10	1:50.779	7	1:50.884	11
8	9	Andreas Stucki(EE)	CHE	STUCKI MOTORSPORT	CHE	Renault Clio Cup			1:50.095	7	1:50.512	8	1:50.531	6	1:51.051	4	1:51.257	5
9	1	Nicolas Milan(EU)	FRA	MILAN COMPETITION	FRA	Renault Clio Cup			1:50.134	6	1:50.210	9	1:50.533	7	1:51.123	4	1:52.111	3
10	101	Tomas Pekar(EU/EE)	CZE	CARPEK SERVICE	CZE	Renault Clio Cup			1:50.174	7	1:50.420	6	1:50.716	5	1:51.139	3	1:55.583	2
11	5	Anthony Jurado(EU/EE)	FRA	MILAN COMPETITION	FRA	Renault Clio Cup			1:50.254	4								
12	50	Juuso Panttila(EU/EE)	FIN	CARPEK SERVICE	CZE	Renault Clio Cup	C	3	1:50.369	7	1:50.606	6	1:51.090	5	1:51.259	3	1:51.456	10
13	116	Giacomo Trebbi(ITA)	ITA	MC MOTORTECNICA	ITA	Renault Clio Cup	C	4	1:50.424	9	1:50.710	8	1:51.081	6	1:51.193	11	1:51.502	4
14	133	Gabor Tim	HUN	GM SPORT	FRA	Renault Clio Cup			1:50.476	10	1:50.562	9	1:50.833	8	1:51.253	7	1:52.141	3
15	93	Nico Abella(EU)	ESP	CHEFO SPORT	ESP	Renault Clio Cup	C	5	1:50.663	6	1:51.173	4	1:52.011	3	1:52.959	5	1:55.134	8
16	103	William Mezzetti(EU/ITA)	ITA	PROGETTO E20 MOTORSPORT	ITA	Renault Clio Cup	C	6	1:50.678	7	1:50.836	8	1:51.047	5	1:53.131	4	1:54.485	2
17	58	Chen Han Lin (EU/EE)	TWN	UNIQ RACING	POL	Renault Clio Cup	C	7	1:50.679	7	1:51.346	4	1:52.818	3	1:54.238	2	1:55.062	9
18	6	Cosimo Papi(ITA)	ITA	SCUDERIA COSTA OVEST	ITA	Renault Clio Cup	C	8	1:50.835	9	1:50.928	4	1:50.932	6	1:52.835	5	1:52.933	7
19	82	Jacopo Giuseppe Cimeresi(EU/ITA)	ITA	ESSECORSE	ITA	Renault Clio Cup	C	9	1:50.894	6	1:51.046	7	1:51.246	11	1:51.306	10	1:51.360	5
20	107	Cristian Ricciarini(EU/ITA)	ITA	ESSECORSE	ITA	Renault Clio Cup	C	10	1:50.960	5	1:51.596	4	1:53.016	3	2:03.971	2	2:13.483	6
21	21	Stephan Polderman (EU/EE)	NLD	CHEFO SPORT	ESP	Renault Clio Cup	GD	1	1:51.016	10	1:51.561	6	1:52.041	4	1:52.946	3	2:01.402	2
22	223	Sandro Soubek(ITA)	AUT	MAIR RACING OSTTIROL	AUT	Renault Clio Cup			1:51.024	9	1:51.106	8	1:51.809	5	1:52.259	7	1:52.736	11
23	99	Guillaume Maio(EU)	FRA	GM SPORT	FRA	Renault Clio Cup	C	11	1:51.035	8	1:51.195	6	1:51.383	5	1:51.805	7	1:52.518	11
24	4	Julien Baziret	FRA	VIC TEAM	FRA	Renault Clio Cup	C	12	1:51.132	8	1:51.158	6	1:51.482	4	1:52.339	7	1:52.547	3
25	69	Quinto Stefana(EU/ITA)	ITA	MILAN COMPETITION	FRA	Renault Clio Cup	GD	2	1:51.142	9	1:51.290	6	1:53.395	4	1:53.715	3	2:02.804	5
26	51	Henrik Seibel(EE)	CZE	CARPEK SERVICE	CZE	Renault Clio Cup	C	13	1:51.205	6	1:51.701	5	1:52.285	7	1:53.534	4	1:54.827	8
27	43	Damiano Puccetti(ITA)	ITA	PMA MOTORSPORT	ITA	Renault Clio Cup	C	14	1:51.214	5	1:51.314	7	1:51.742	3	1:51.791	8	1:52.565	4
28	42	Mariano Alonso(EU)	ARG	GPA RACING	FRA	Renault Clio Cup	C	15	1:51.243	8	1:51.384	4	1:51.642	3	1:52.473	11	1:52.825	7
29	38	Alessio Alcidi(ITA)	ITA	TUDER MOTORSPORT	ITA	Renault Clio Cup	C	16	1:51.300	9	1:51.311	5	1:51.388	6	1:51.455	10	1:51.538	7
30	10	Giulio Bensi	ITA	PROGETTO E20 MOTORSPORT	ITA	Renault Clio Cup			1:51.335	8	1:51.526	7	1:51.546	9	1:51.578	6	1:52.001	5
31	55	René Steenmetz(EU/EE)	NLD	CHEFO SPORT	ESP	Renault Clio Cup	GD	3	1:51.352	5	1:52.165	9	1:52.230	10	1:52.400	4	1:54.154	3
32	155	Gianalberto Coldani(ITA)	ITA	MC MOTORTECNICA	ITA	Renault Clio Cup	C	17	1:51.579	10	1:51.709	6	1:53.150	4	1:53.278	3	1:58.004	9
33	73	Sandro Cutini(ITA)	ITA	PROTEAM RACE	ITA	Renault Clio Cup	C	18	1:51.653	7	1:51.999	8	1:54.461	10	2:04.724	2	2:56.772	11
34	27	Vittorio Zadotti(ITA)	ITA	SCUDERIA COSTA OVEST	ITA	Renault Clio Cup	GD	4	1:51.870	5	1:52.365	8	1:53.084	7	1:57.260	3	1:58.014	6
35	88	HORN(EU)	FRA	GPA RACING	FRA	Renault Clio Cup	GD	5	1:51.993	8	1:52.140	9	1:52.644	5	1:53.612	4	1:54.667	3
36	17	Daniele Pasquali(ITA)	ITA	TUDER MOTORSPORT	ITA	Renault Clio Cup	GD	6	1:53.757	4	2:47.616	11						
37	177	Pietro Blumetti(ITA)	ITA	PMA MOTORSPORT	ITA	Renault Clio Cup	GD	7	1:54.517	7	1:54.737	10	1:54.828	3	1:54.852	8	1:58.931	6
38	62	Gabriel Alonso(EU)	ARG	GPA RACING	FRA	Renault Clio Cup	GD	8	1:54.530	7	1:54.867	6	1:55.079	5	1:55.130	8	1:55.632	3
39	333	Lorenzo Baroni	ITA	PRESS LEAGUE by OREGON TEAM	ITA	Renault Clio Cup			1:55.828	9	1:55.910	8	1:56.341	7	1:57.143	6	1:57.424	3
40	53	DUE(ITA)	ITA	OREGON TEAM	ITA	Renault Clio Cup	GD	9	2:28.726	2								





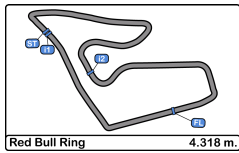
Red Bull Ring
Clio Cup Series
Qualifying - 2
Best 5 Top Speeds

CLIO CUP

SERIES

Cls	N°	Driver	Nat	Team	Nat	Vehicle	Cat	Cls	Top 1		Top 2		Top 3		Top 4		Top 5		Avg
									Km/h	Lap	Km/h	Lap	Km/h	Lap	Km/h	Lap	Km/h	Lap	
1	5	Anthony Jurado(EU/EE)	ITA	MILAN COMPETITION	ITA	Renault Clio Cup			186.8	5	183.9	4	183.3	3	144.7	6	135.0	2	166.7
2	44	Felice Jelmini(ITA)	ITA	PMA MOTORSPORT	ITA	Renault Clio Cup			186.8	9	185.2	3	185.2	4	184.6	5	183.9	7	185.1
3	50	Juuso Panttila(EU/EE)	FIN	CARPEK SERVICE	CZE	Renault Clio Cup	C	1	186.8	9	182.4	8	181.8	6	181.2	7	181.2	10	182.7
4	1	Nicolas Milan(EU)	ITA	MILAN COMPETITION	ITA	Renault Clio Cup			185.5	9	183.3	3	180.9	5	180.9	6	180.6	4	182.2
5	9	Andreas Stucki(EE)	CHE	STUCKI MOTORSPORT	CHE	Renault Clio Cup			184.9	8	182.4	7	181.8	3	181.8	4	180.9	10	182.3
6	12	Gabriele Torelli(ITA)	ITA	FARO RACING	ITA	Renault Clio Cup			184.9	8	181.5	9	180.3	5	180.3	6	179.7	4	181.3
7	15	David Pouget(EU)	ITA	GPA RACING	ITA	Renault Clio Cup			184.9	10	184.3	8	183.0	4	182.4	9	181.5	11	183.2
8	58	Chen Han Lin (EU/EE)	TWN	UNIQ RACING	POL	Renault Clio Cup	C	2	184.9	3	184.6	7	184.6	9	184.3	8	183.0	6	184.3
9	155	Gianalberto Coldani(ITA)	ITA	MC MOTORTECNICA	ITA	Renault Clio Cup	C	3	184.9	9	183.9	3	183.3	5	182.4	4	180.9	10	183.1
10	2	Marc Guillot(EU/EE)	ITA	MILAN COMPETITION	ITA	Renault Clio Cup			184.6	5	183.3	7	183.0	3	180.6	9	179.7	8	182.2
11	21	Stephan Polderman	NLD	CHEFO SPORT	ESP	Renault Clio Cup	GD	1	184.6	6	183.9	4	182.4	3	182.1	9	180.6	10	182.7
12	38	Alessio Alcidi(ITA)	ITA	TUDER MOTORSPORT	ITA	Renault Clio Cup	C	4	184.6	7	182.7	4	182.4	5	182.1	3	182.1	9	182.8
13	43	Damiano Puccetti(ITA)	ITA	PMA MOTORSPORT	ITA	Renault Clio Cup	C	5	184.6	7	183.3	6	182.7	3	182.1	10	181.5	4	182.8
14	69	Quinto Stefana(EU/ITA)	ITA	MILAN COMPETITION	ITA	Renault Clio Cup	GD	2	184.6	6	184.3	9	181.8	4	179.1	3	175.8	10	181.1
15	105	Alessandro Brigatti(EU)	ITA	PROGETTO E20 MOTORSPORT	ITA	Renault Clio Cup			184.6	4	184.6	5	183.9	9	183.3	6	182.4	2	183.8
16	42	Mariano Alonso(EU)	ARG	GPA RACING	ITA	Renault Clio Cup	C	6	184.3	6	182.4	3	182.4	7	182.1	11	181.8	9	182.6
17	125	Jerzy Spinkiewicz(EU)	POL	UNIQ RACING	POL	Renault Clio Cup	C	7	184.3	4	184.3	5	182.1	2	181.8	3	181.8	9	182.8
18	6	Cosimo Papi(ITA)	ITA	SCUDERIA COSTA OVEST	ITA	Renault Clio Cup	C	8	183.9	3	183.6	7	183.0	6	182.1	4	182.1	8	182.9
19	88	HORN(EU)	ITA	GPA RACING	ITA	Renault Clio Cup	GD	3	183.9	4	180.0	3	180.0	8	180.0	9	179.7	5	180.7
20	93	Nico Abella(EU)	ESP	CHEFO SPORT	ESP	Renault Clio Cup	C	9	183.9	8	182.7	6	182.4	4	181.8	3	181.8	9	182.5
21	116	Giacomo Trebbi(ITA)	ITA	MC MOTORTECNICA	ITA	Renault Clio Cup	C	10	183.9	6	183.6	3	183.3	8	183.0	9	182.4	5	183.3
22	73	Sandro Cutini(ITA)	ITA	PROTEAM RACE	ITA	Renault Clio Cup	C	11	183.3	10	182.4	7	182.1	8	180.9	3	180.6	6	181.8
23	27	Vittorio Zadotti(ITA)	ITA	SCUDERIA COSTA OVEST	ITA	Renault Clio Cup	GD	4	183.0	6	180.9	5	179.7	8	179.4	7	176.1	2	179.8
24	82	Jacopo Giuseppe Cimenesi(EU/ITA)	ITA	ESSECORSE	ITA	Renault Clio Cup	C	12	183.0	7	182.7	4	182.4	5	181.5	3	181.5	6	182.2
25	211	Nikola Mijlkovic(EU)	SRB	TEMPO RACING TEAM	SRB	Renault Clio Cup	C	13	182.7	9	181.8	10	180.6	8	180.0	11	179.4	7	180.9
26	223	Sandro Soubek(ITA)	AUT	MAIR RACING OSTTIROL	AUT	Renault Clio Cup			182.4	7	181.8	5	179.4	9	179.1	10	178.8	11	180.3
27	4	Julien Baziret	FRA	VIC'TEAM	FRA	Renault Clio Cup	C	14	182.1	9	181.5	8	180.9	7	180.3	5	180.3	6	181.0
28	55	René Steenmetz(EU/EE)	NLD	CHEFO SPORT	ESP	Renault Clio Cup	GD	5	182.1	6	181.2	5	180.0	3	179.1	4	178.8	7	180.2
29	10	Giulio Bensi	ITA	PROGETTO E20 MOTORSPORT	ITA	Renault Clio Cup			181.8	6	180.9	10	180.6	5	180.3	8	180.0	7	180.7
30	99	Guillaume Maio(EU)	FRA	GM SPORT	FRA	Renault Clio Cup	C	15	181.8	5	181.5	11	181.2	4	181.2	8	180.9	3	181.3
31	103	William Mezzetti(EU/ITA)	ITA	PROGETTO E20 MOTORSPORT	ITA	Renault Clio Cup	C	16	181.5	6	180.3	2	180.3	5	180.3	8	179.7	7	180.4
32	107	Cristian Ricciarini(EU/ITA)	ITA	ESSECORSE	ITA	Renault Clio Cup	C	17	181.5	6	181.2	9	180.6	8	179.4	5	178.8	3	180.3
33	133	Gabor Tim	HUN	GM SPORT	FRA	Renault Clio Cup			180.9	4	180.9	11	180.0	10	179.7	5	179.7	8	180.2
34	177	Pietro Blumetti(ITA)	ITA	PMA MOTORSPORT	ITA	Renault Clio Cup	GD	6	180.6	10	179.1	6	178.5	9	178.2	8	177.9	3	178.8
35	51	Henrik Seibel(EE)	DEU	CARPEK SERVICE	CZE	Renault Clio Cup	C	18	180.3	4	178.8	7	178.5	5	178.5	10	178.2	3	178.8
36	101	Tomas Pekar(EU/EE)	CZE	CARPEK SERVICE	CZE	Renault Clio Cup			180.0	5	180.0	6	180.0	7	179.7	4	179.4	3	179.8
37	62	Gabriel Alonso(EU)	ARG	GPA RACING	FRA	Renault Clio Cup	GD	7	179.1	3	178.8	10	178.2	4	177.0	5	177.0	7	178.0
38	17	Daniele Pasquali(ITA)	ITA	TUDER MOTORSPORT	ITA	Renault Clio Cup	GD	8	177.9	3	177.9	8	177.6	4	177.6	9	177.3	5	177.6
39	333	Lorenzo Baroni	ITA	PRESS LEAGUE by OREGON TEAM	ITA	Renault Clio Cup			175.8	7	175.8	10	175.0	6	174.7	8	171.9	3	174.7
40	53	DUE(ITA)	ITA	OREGON TEAM	ITA	Renault Clio Cup	GD	9	174.4	2	110.8	1							142.6





Red Bull Ring
Clio Cup Series
Qualifying - 2

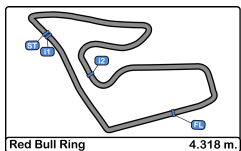
CLIO CUP

SERIES

Fastest Laps Sequence

Lap	Time of Day	Session Time	N°	Driver	Nat	Team	Nat	Vehicle	Cat	Time	Km/h
2	9:56:10.105	4:10.105	211	Nikola Miljkovic(EU)		TEMPO RACING TEAM		Renault Clio Cup	C	1:53.915	136.4
2	9:56:42.381	4:42.381	82	Jacopo Giuseppe Cimenes(EU/ITA)		ESSECORSE		Renault Clio Cup	C	1:53.753	136.6
2	9:57:44.651	5:44.651	12	Gabriele Torelli(ITA)		FARO RACING		Renault Clio Cup		1:53.301	137.1
3	9:58:14.462	6:14.462	223	Sandro Soubek(ITA)		MAIR RACING OSTTIROL		Renault Clio Cup		1:52.869	137.7
3	9:58:16.606	6:16.606	42	Mariano Alonso(EU)		GPA RACING		Renault Clio Cup	C	1:51.642	139.2
2	9:58:17.149	6:17.149	105	Alessandro Brigatti(EU)		PROGETTO E20 MOTORSPORT		Renault Clio Cup		1:51.108	139.9
3	10:00:07.169	8:07.169	105	Alessandro Brigatti(EU)		PROGETTO E20 MOTORSPORT		Renault Clio Cup		1:50.020	141.2
5	10:02:35.656	10:35.656	44	Felice Jelmini(ITA)		PMA MOTORSPORT		Renault Clio Cup		1:49.998	141.3
6	10:03:51.264	11:51.264	15	David Pouget(EU)		GPA RACING		Renault Clio Cup		1:49.922	141.4
7	10:06:18.497	14:18.497	2	Marc Guillot(EU/EE)		MILAN COMPETITION		Renault Clio Cup		1:49.691	141.7
8	10:08:55.656	16:55.656	12	Gabriele Torelli(ITA)		FARO RACING		Renault Clio Cup		1:49.558	141.8
8	10:09:34.867	17:34.867	125	Jerzy Spinkiewicz(EU)		UNIQ RACING		Renault Clio Cup	C	1:49.460	142.0





Red Bull Ring
Clio Cup Series
Qualifying - 2

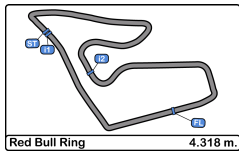
CLIO CUP

SERIES

Event Best Maximum Speed

N°	Driver	Nat	Team	Nat	Vehicle	Cat	Clas	Km/h	Session
5	Anthony Jurado(EU/EE)		MILAN COMPETITION		Renault Clio Cup			188.8	Race - 1
44	Felice Jelmini(ITA)		PMA MOTORSPORT		Renault Clio Cup			186.8	Qualifying - 2
50	Juuso Panttila(EU/EE)		CARPEK SERVICE		Renault Clio Cup	C	1	186.8	Qualifying - 2
101	Tomas Pekar(EU/EE)		CARPEK SERVICE		Renault Clio Cup			186.2	Race - 1
116	Giacomo Trebbi(ITA)		MC MOTORTECNICA		Renault Clio Cup	C	2	185.8	Race - 1
211	Nikola Mijlkovic(EU)		TEMPO RACING TEAM		Renault Clio Cup	C	3	185.8	Race - 1
93	Nico Abella(EU)		CHEFO SPORT		Renault Clio Cup	C	4	185.5	Race - 1
1	Nicolas Milan(EU)		MILAN COMPETITION		Renault Clio Cup			185.5	Race - 1
4	Julien Baziret		VIC TEAM		Renault Clio Cup	C	5	185.5	Race - 1
58	Chen Han Lin (EU/EE)		UNIQ RACING		Renault Clio Cup	C	6	185.2	Race - 1
6	Cosimo Papi(ITA)		SCUDERIA COSTA OVEST		Renault Clio Cup	C	7	185.2	Race - 1
9	Andreas Stucki(EE)		STUCKI MOTORSPORT		Renault Clio Cup			185.2	Race - 1
42	Mariano Alonso(EU)		GPA RACING		Renault Clio Cup	C	8	185.2	Race - 1
107	Cristian Ricciarini(EU/ITA)		ESSECORSE		Renault Clio Cup	C	9	185.2	Race - 1
82	Jacopo Giuseppe Cineses(EU/ITA)		ESSECORSE		Renault Clio Cup	C	10	184.9	Race - 1
2	Marc Guillot(EU/EE)		MILAN COMPETITION		Renault Clio Cup			184.9	Race - 1
223	Sandro Soubek(ITA)		MAIR RACING OSTTIROL		Renault Clio Cup			184.9	Race - 1
69	Quinto Stefana(EU/ITA)		MILAN COMPETITION		Renault Clio Cup	GD	1	184.9	Race - 1
105	Alessandro Brigatti(EU)		PROGETTO E20 MOTORSPORT		Renault Clio Cup			184.9	Race - 1
133	Gabor Tim		GM SPORT		Renault Clio Cup			184.9	Race - 1
12	Gabriele Torelli(ITA)		FARO RACING		Renault Clio Cup			184.9	Qualifying - 2
155	Gianalberto Coldani(ITA)		MC MOTORTECNICA		Renault Clio Cup	C	11	184.9	Qualifying - 2
15	David Pouget(EU)		GPA RACING		Renault Clio Cup			184.9	Qualifying - 2
125	Jerzy Spinkiewicz(EU)		UNIQ RACING		Renault Clio Cup	C	12	184.6	Race - 1
21	Stephan Polderman		CHEFO SPORT		Renault Clio Cup	GD	2	184.6	Qualifying - 2
38	Alessio Alcidi(ITA)		TUDER MOTORSPORT		Renault Clio Cup	C	13	184.6	Qualifying - 2
43	Damiano Puccetti(ITA)		PMA MOTORSPORT		Renault Clio Cup	C	14	184.6	Qualifying - 2
103	William Mezzetti(EU/ITA)		PROGETTO E20 MOTORSPORT		Renault Clio Cup	C	15	184.3	Race - 1
27	Vittorio Zadotti(ITA)		SCUDERIA COSTA OVEST		Renault Clio Cup	GD	3	183.9	Race - 1
55	René Steenmetz(EU/EE)		CHEFO SPORT		Renault Clio Cup	GD	4	183.9	Race - 1
88	HORN(EU)		GPA RACING		Renault Clio Cup	GD	5	183.9	Qualifying - 2
99	Guillaume Maio(EU)		GM SPORT		Renault Clio Cup	C	16	183.6	Race - 1
333	Lorenzo Baroni		PRESS LEAGUE by OREGON TEAM		Renault Clio Cup			183.3	Race - 1
73	Sandro Cutini(ITA)		PROTEAM RACE		Renault Clio Cup	C	17	183.3	Qualifying - 2
53	DUE(ITA)		OREGON TEAM		Renault Clio Cup	GD	6	183.0	Race - 1
10	Giulio Bensi		PROGETTO E20 MOTORSPORT		Renault Clio Cup			183.0	Race - 1
51	Henrik Seibel(EE)		CARPEK SERVICE		Renault Clio Cup	C	18	181.8	Race - 1
177	Pietro Blumetti(ITA)		PMA MOTORSPORT		Renault Clio Cup	GD	7	181.2	Race - 1
62	Gabriel Alonso(EU)		GPA RACING		Renault Clio Cup	GD	8	180.3	Pre-Event Collective Test
17	Daniele Pasquali(ITA)		TUDER MOTORSPORT		Renault Clio Cup	GD	9	180.3	Race - 1





Red Bull Ring
Clio Cup Series
Qualifying - 2
Pit Stop Analysis

CLIO CUP

SERIES

101 Tomas Pekar(EU/EE) Renault Clio Cup
 CARPEK SERVICE

N°	In Day Time	In Time	Out Time	Pit Time	T. Pit Time	Handicap	Penalty
1	10:08:57.029	10:08:57.029	10:10:28.482	1:31.453	1:31.453		

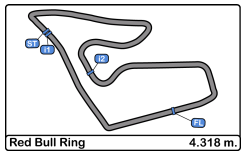
107 Cristian Ricciarini(EU/ITA) Renault Clio Cup
 C ESSECORSE

N°	In Day Time	In Time	Out Time	Pit Time	T. Pit Time	Handicap	Penalty
1	10:05:01.663	10:05:01.663	10:07:12.919	2:11.256	2:11.256		

155 Gianalberto Coldani(ITA) Renault Clio Cup
 C MC MOTORTECNICA

N°	In Day Time	In Time	Out Time	Pit Time	T. Pit Time	Handicap	Penalty
1	10:06:03.716	10:06:03.716	10:07:13.832	1:10.116	1:10.116		

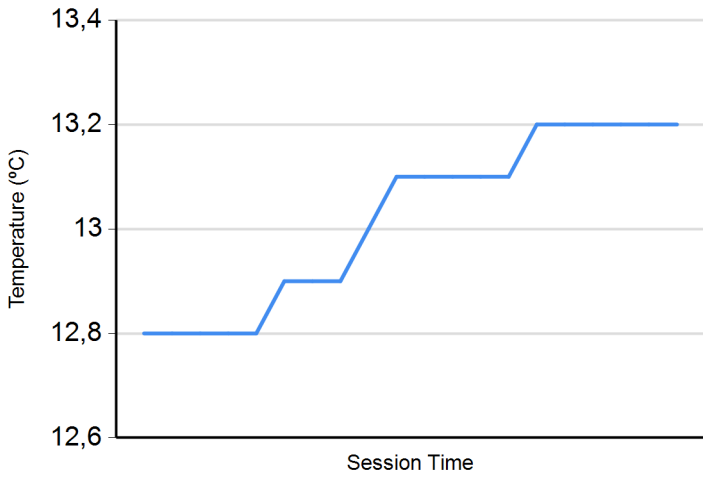




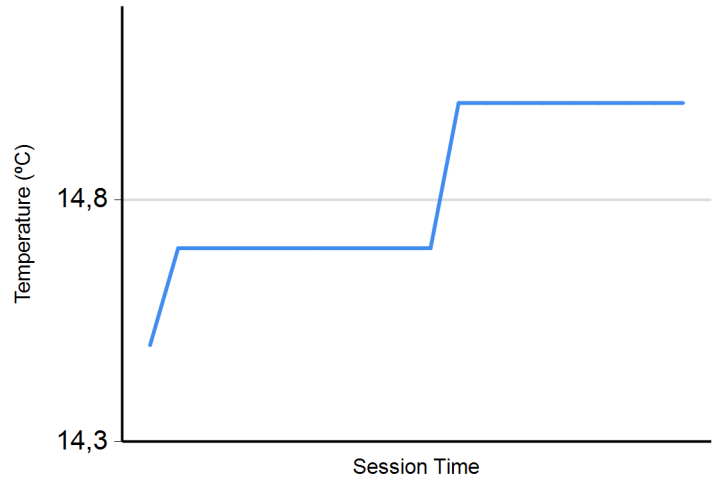
Red Bull Ring
 Clio Cup Series
 Qualifying - 2
 Weather Report

CLIO CUP SERIES

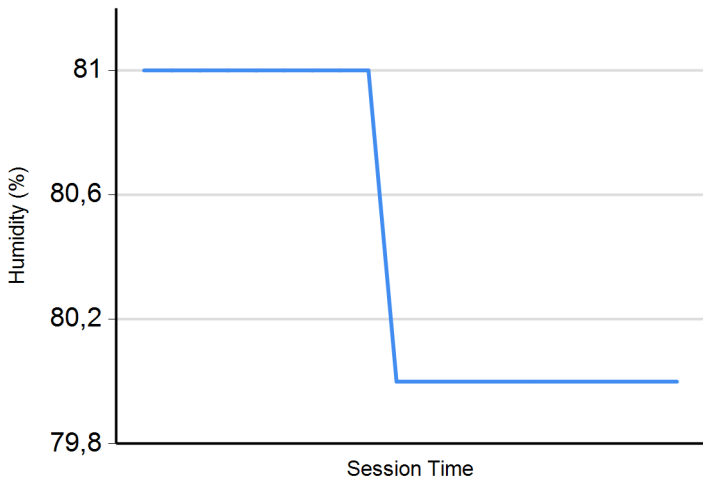
Air Temperature



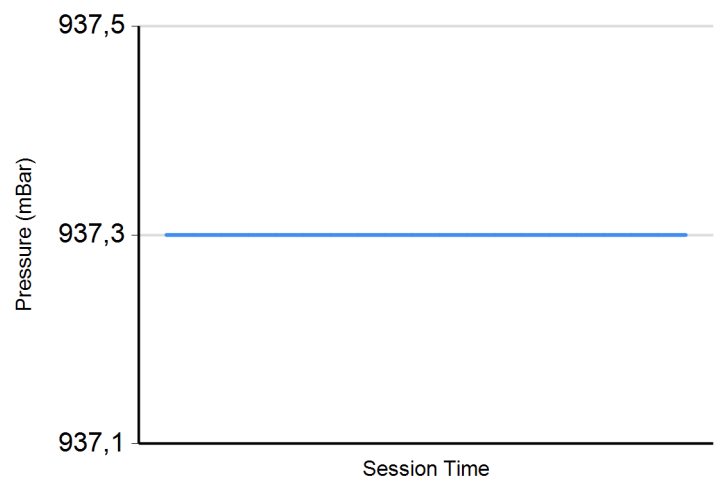
Track Temperature



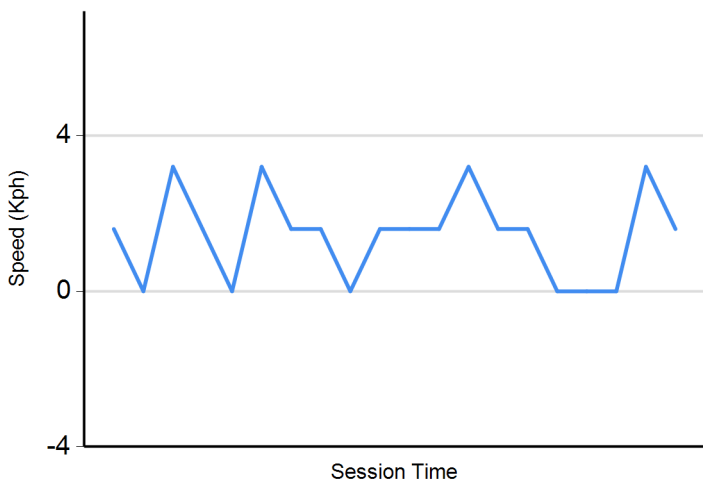
Humidity



Pressure



Wind Speed



Wind direction

